

Snake

by Webvisia LLC



User Guide

www.webvisia.com

© Copyright Webvisia LLC, 2002

All rights reserved. This manual and the programs referred to herein are copyrighted works of Webvisia LLC.

The information in this document is subject to change without notice.

Webvisia LLC accepts no liability for loss or consequential loss from misuse or any defect or failure of the programs howsoever arising.

© 2002 Webvisia LLC WV Snake and WV Snake logo are trademarks or registered trademarks of Webvisia LLC in the U.S. and/or other countries. All rights reserved.

3Com, the 3Com logo, Palm Computing and HotSync are registered trademarks, and Palm III, Palm IIIx, Palm V, the Palm III logo, the Palm IIIx logo, the Palm V logo and the Palm Computing platform logo are trademarks of Palm Computing. LLC, 3Com Corporation or its subsidiaries.

Acrobat and PDF are trademarks of Adobe. All other brands and product names may be trademarks or registered trademarks of their respective holders.

Version 3.20

April 2002

English

LICENSE AGREEMENT

*** Please read this entire agreement ***

This End-User License Agreement (the "Agreement") is a legal agreement between you ("Licensee"), the end-user, and Webvisia LLC ("Webvisia") for the use of the WV Snake software product ("Software").

By using this Software or any part of it, you are agreeing to be bound by the terms of this Agreement.

If you do not agree to the terms of this Agreement do not install this Software.

COPYRIGHT

This Software is protected by both United States copyright law and international treaty provisions.

LICENSE AND DISTRIBUTION

The evaluation copy of this Software is free of charge for unlimited period of time. You must pay the license fee and register your copy to continue to use the Software and remove the nag screen. Until you purchase and register the product you will only be able to play levels 1, 2 and 3. You're allowed to make as many copies of this evaluation version (in UNMODIFIED form) as you wish to distribute.

RESTRICTIONS

You may not nor permit anyone else to de-compile, reverse engineer, or disassemble, modify, or create derivative works based on the SOFTWARE or the documentation in whole or in part. You may not use the Software for any commercial purpose or public display, performance, sale or rental. You may not use the Software to perform any unauthorized transfer of information (e.g. transfer of files in violation of a copyright) or for any illegal purpose.

NO WARRANTIES

This software and any related documentation is provided "as is" without warranty of any kind.

Webvisia LLC specifically disclaims all warranties, expressed or implied, including but not limited to implied warranties of fitness for any particular purpose and of merchantability.

LIMITATION OF LIABILITY

In no event will Webvisia LLC be liable to you for any damages, including but not limited to any loss of data, lost profits, lost savings, commercial damage or other incidental or consequential damages arising out of the use or inability to use this program directly or indirectly, or for any claim by any other party.

Contacting Webvisia LLC

There are several ways to get in touch with us here at Webvisia LLC. E-mail is the preferred form of communication, but whatever works for you is fine. If you have any questions, commands, suggestions or compliments, please don't hesitate to contact us.

e-mail: support@webvisia.com

World Wide Web: <http://www.webvisia.com>

Reporting Bugs

If you find a bug in our software, it would be helpful if you reported the bug to us. To report a bug, please e-mail us with Bug Report Request in the subject line. In your e-mail, include the following information:

What type of PalmPilot you are using (i.e. Personal).

The software name and version number (i.e. Snake 3.20).

The error number and the exact contents of the error message.

A brief description of how we can recreate the error.

Your name and e-mail address so we can contact you when the bug is fixed.

It is best to report bugs by e-mail, so that the programmers have a written record of the information they need to solve the problem. As soon as we receive your e-mail, we will examine the problem, and fix it. Because our programmers are busy creating software, it can take a while for them to reply, but they will release a new version of the software that fixes the bug as soon as they can.

Snake – User Guide

Welcome and Registration

Welcome to Snake



Webvisia Snake is a remake of a classical arcade game, known also as Worm, Nibbles and Viper.

Included in this archive are the following packages:

Snake.prc - This is the software package that you need to install on your PalmPilot.

Snake.pdf - This is the Users' Manual for Snake. You are reading it right now.

System Requirements

169 K free memory
Palm OS 3.0 or higher.

Registering Snake

Snake is downloadable shareware. Its registered copy costs \$8.95.

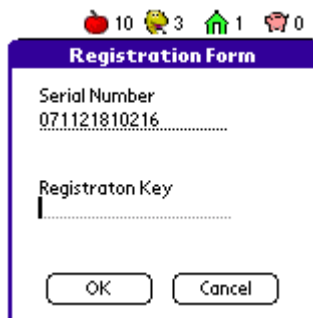
The demo version is completely functional except that you can only play at levels 1, 2 and 3. If you decide to buy the game and pay for it, you will receive a registration key. The restrictions will disappear and you will be able to play at any level you wish!

You can register your software at our retailers' web sites:

www.palmgear.com

www.handango.com

It is very important that you include you Serial Number EXACTLY as it is shown in your PalmPilot (tap **Menu|Help|Registration** to see it). We use this to generate your Registration Key, so you must be precise.

A screenshot of a 'Registration Form' dialog box from the game Snake. The dialog box has a purple title bar with the text 'Registration Form'. At the top, there is a status bar with four icons and their corresponding counts: a red apple with '10', a yellow sun with '3', a green house with '1', and a red piggy bank with '0'. The main area of the dialog box is white and contains two text input fields. The first field is labeled 'Serial Number' and contains the text '071121810216'. The second field is labeled 'Registraton Key' (note the typo) and is empty. At the bottom of the dialog box, there are two buttons: 'OK' and 'Cancel'.

Once you register, you will receive by e-mail a Registration Key from us. To enter the Registration Key, first tap on the Menu silkscreen button. Then, select Help, and tap Registration. Finally, enter your Registration Key on the space provided (see the above illustration).

About Snake

Snake is an old and popular arcade game also known as Worm and Nibbles, etc. In Snake you eat apples, compete with rival computer snakes and move through a labyrinth of wall obstacles.

The Goal

The goal of the game is to eat all the apples in the playing field and move on to the next level through the exit at the upper end of the screen. Move left and right, up and down to reach apples and to avoid walls and enemies.

The Enemy

Your enemy are the computer snakes. They move around trying to steal the apples from you. You must not cross their route, otherwise you lose a life.

Lives

You start the game with 3 lives.

For each successfully completed three levels you win an extra life.

If you hit the body of another snake you lose a life.

If you hit the walls or the edge of the playing area you lose a life.

If your head crosses any part of your body you lose a life.

To see how many lives you have at the moment – look at the snake head icon on top of the screen. To the right of the it you will see your number lives.

Apples

The number of apples you must eat in order to proceed to the upper level is 10.

If your things are moving smoothly – that is, if you manage to fit in the time limit and do not allow the enemy snake/s overtake you – the number of apples remaining to be eaten will be decreasing.

If you fail to eat an apple within the time limit set – 3 more apples will appear thus slowing your progress.

If you allow the enemy snake/s eat 3 apples consequently – 2 more apples will appear and make you job tougher.

The Exit

In order to successfully complete a level you must not only eat your apples, but also safely leave the screen. Once you have swallowed the last apple, an opening will appear in the upper edge of the playing field. Rush through it to secure your victory.

Start – New Game


In the main applications screen of your device, tap the Snake icon. A New Game dialog will appear. Tap **Start** to start a new game.



Start – Want Some Competition?

You can play the game on your own – move around, eat the apples, avoid walls, in one word – be your own master.

But wouldn't it be more challenging to have some competition – invite other snakes to join in? Computer snakes are a powerful rival and they will certainly add more thrill to your game. To choose the number of enemy snakes you wish to compete with go to the popup list on **Menu|Game|New Game**. The minimum number is 0, the maximum – 3.

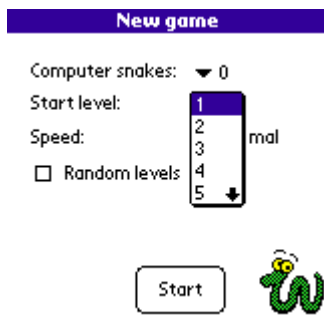


Tap **Start** to play the game.

Start – Choose Level

If you have eaten all the apples in the playing field and have successfully made your way through the exit in the upper end, you automatically move to a higher level.

You may nevertheless wish to skip a level – start from a higher level - or just replay a game. To choose your starting level go to **Menu|Game|New Game** and select the desired level from the popup list. Use the arrows to scroll up and down through the list.



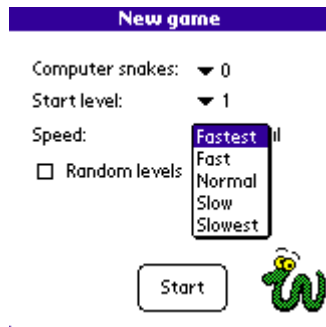
If you wish to play the levels at random – enable the check box before **random levels**. Tap **Start** to play the selected level.

Start – Why Not Add Some Noise To It?

To switch on the sound of the game, go to **Menu|Sound|On** and enable the respective check box. To play the game in silence go to **Menu|Sound|Off**.

Start – Set Your Speed

Choose how fast you will move around the screen. Go to **Menu|Game|New Game** and from the popup list select your desired speed. There are 5 options – fastest, fast, normal, slow and slowest.



Tap **Start** to play the game.

The Keys That Make Your Snake Move

The buttons that help you move around the screen are set in the following combination:

Go Left - Address Book

Go Right - To Do List

Go Up - Page Up

Go Down - Page Down

Play Snake

Each level of the game begins with some kind of wall obstacle (more or less sophisticated) and a single apple. You are positioned at the lower end of the screen and are in control of a hungry snake ready to eat the apples. The keys help you move around the screen. Once you start, the snake never stops moving. When you eat an apple, a new one appears until you eat the required 10 apples and move on to the next level. The more apples you eat the longer the snake becomes and more difficult to manage. There is time limit set for you to reach and eat the apple – if you fail – 3 more apples will appear and make your task more difficult.

You must avoid walls and the borders of the playing area. If you hit any of them, you lose a life.

Watch out for the enemy snakes and try not to cross their route. Enemy snakes try to steal apples from you. Each time the enemy eats an apple, a new one appears somewhere else in the screen. If the enemy eats 3 apples consequently – 2 new apples appear.

And finally – watch your moves. Make sure your head never crosses the rest of your body – you will then lose a life.

Keep Track – The Time Meter

As you start playing, a time bar appears on the left of the screen keeping track of the time during which your snake will move around and eat the apple. If you fail to do so within the time set, 3 more apples will appear -

Keep Track – The Icons

There are 4 icons with numbers next to them on top of the screen:

The apple icon stands for the remaining number of apples you must eat in order to move to the next level.

The head of snake icon stands for your life – look at the number to the right of it to see how many lives you have left.

The house icon stands for the level you are playing.

The pink piggy collects your points.

Levels

At present, there are 75 levels in this game.

Coming Next

When you successfully complete a level a new screen appears in which you can see the configuration of the wall obstacles in the next level. Follow the sign and tap to continue.



Scoring

Good players play for both pleasure and the score, don't they? In this game you will find a record of the best scores. Score is determined by the amount of apples you eat. For each apple you earn 10 points. Higher and faster play levels award more points. To view scores go to **Menu|Game|High Score** and the following screen will appear:

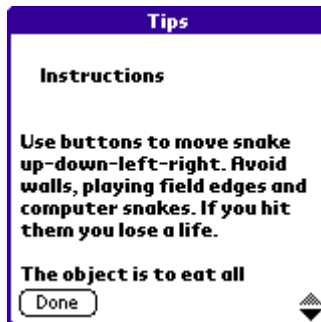
No:	Name:	Score:	Level:
1.	Snake	37	2

OK

Help

WV Snake offers some simplified internal help. You can find there some basic information of the rules of the game and its final goal.

To view these helpful tips go to **Menu|Help|Help**. The following screen will appear:



Use the arrows in the bottom left corner to scroll through the information. Tap **Done** to quit the screen.

The End

Well, that's all for now. Enjoy your time with Snake

Webvisia LLC
www.webvisia.com